

E26 | Compact Excavators

OUTSTANDING FROM EVERY ANGLE

■ Expert performance on every job

The new Bobcat E26 is designed to fulfil your every need, even on the trickiest jobs. It is amazingly **stable** but remains light enough to be **transportable by trailer**. With a new hydraulic system, it has both the **power** and the **smooth control** to get the job done as efficiently as possible. The cab is spacious and fully featured, providing a working environment of unparalleled **comfort**. And, so that you can keep working without any interruptions, the latest technology has been used throughout the design and manufacturing of the machine for guaranteed **reliability**.

Zero tail swing design

The zero tail swing design means that the Bobcat E26 can operate in constricted areas without any risk of damage when slewing. Even when the cab door is open it remains protected within the width of the upper structure.

Auto-shift

The travel motors on the Bobcat E26 automatically switch between low and high speed to guarantee better traction and manoeuvrability.

Easy service accessibility

The side panels and grille are easily removable, allowing easy access to all components and service points.



Hydraulic quick couplers

The Bobcat E26 is equipped with hydraulic quick couplers as standard. These prevent leakage and make connection easy.

Spacious cab

The E26 has the same cab as our larger excavators, offering the operator a large and comfortable working environment.

Clamp thumb ready

The workgroup has integrated brackets, making it easy to connect the hydraulic clamp with no additional welding required.

Durable boom design

The 4-plate box design used for the boom is similar to that used on larger Bobcat excavators and has been selected for its proven durability.

High breakout forces

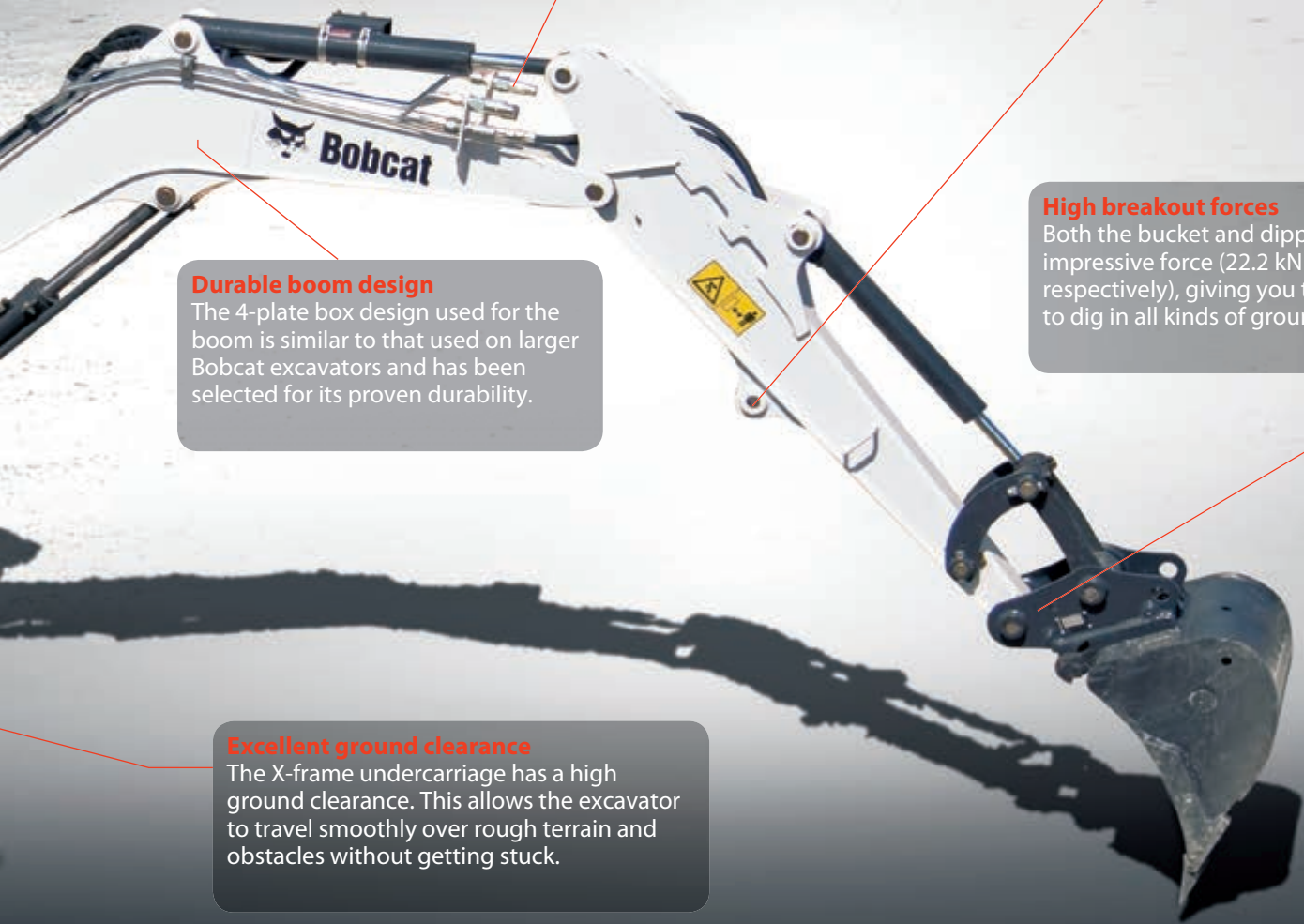
Both the bucket and dipperstick exert impressive force (22.2 kN and 15.8 kN respectively), giving you the power to dig in all kinds of ground.

Excellent ground clearance

The X-frame undercarriage has a high ground clearance. This allows the excavator to travel smoothly over rough terrain and obstacles without getting stuck.

Robust blade design

The blade offers stability and durability in all applications.



More stability with less weight

■ The perfect balance

The relocated centre of gravity keeps the E26 stable

anywhere: the proven 4-plate box design used for the boom and dipperstick allowed the weight of the workgroup to be optimised. As a result, more weight could be shifted towards the rear of the machine, improving stability so much that it is not necessary to install the additional counterweight for the optional long dipperstick. This was achieved while maintaining the zero tail swing feature.

■ Made for trailer transport

Optimised weight leads to added convenience: thanks to its reduced weight, the E26 can easily be transported on a trailer, even including the cab, long dipperstick and standard counterweight.





Smooth, efficient power delivery

■ Brand new hydraulic system

Better hydraulic performance improves

productivity: the Bobcat E26 makes the best possible use of its considerable engine power. Its new hydraulic system incorporates a new main control valve, offering optimised pump flow and higher working pressure. This means you can work with smooth, quick, simultaneous and powerful movements. The result is better productivity.



No compromise on comfort

Bobcat's spacious and fully featured cabs are legendary, and the E26 cab is no exception. It is similar to the one installed on larger excavators and it can even be further upgraded to match the superior standards of the E50 cab.

■ Great features for extra comfort

Fully adjustable ventilation tower ①

Textile suspension seat (option) ②

New, ergonomic, cast aluminium travel pedals ③

And even more...



Zero tail swing: even when operated with the door open, the upperstructure still remains within the width of the tracks. ④

Low noise and external fuel cap: noise levels are low for the bystander and in the cab.

The external lockable fuel cap makes refuelling easy and safe. For extra convenience when refilling, a warning beep sounds when the maximum fuel level has been reached. ⑤

Thumb control for boom swing and auxiliary hydraulics: a thumb control is integrated in the joystick for better metering of the boom swing and the proportional auxiliary hydraulics. ⑥

Floating blade: automatically controlled blade flotation for quick and easy performance of levelling operations. ⑦

Instrument panel: The display is clear and easy to reach. It features an indicator for the automatic light

switch-off function, optional keyless ignition and operational information such as hours, rpm and job clock. ⑧

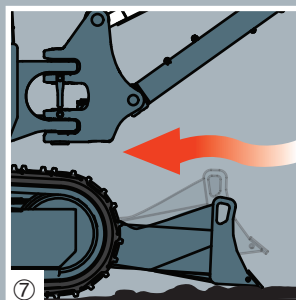
Track rollers: the combination of one upper and four lower track rollers improves stability and travelling comfort while reducing noise and vibration levels. ⑨

Second speed, auto-shift and auto-idle: The travel motors automatically return to high speed after downshifting under load. This allows smoother turns and easier dozing work. Auto-idle is available as an option to reduce fuel consumption.

Cab and boom work lights: lights installed on the cab and boom create extra visibility for safer work.

Hydraulics: auxiliary hydraulics and hydraulic quick couplers are fitted as standard.

Windows: the front window features a double gas spring for easy opening. A right-hand lower side window allows better visibility.



Renowned quality and easy maintenance

■ Designed and tested for life-long performance

The materials, components and structures have been stringently tested for endurance under extreme conditions.

Reliability added in every feature:

- 2-piece blade cylinder hoses ①
- Battery kill switch for storage and theft prevention ②
- 4-plate box design for the workgroup
- Maintenance-free track rollers and idler
- Wrenchless hydraulic hose technology helps to prevent leakage
- Weather and impact resistant polymer plastic covers
- Auto-tensioning fan and alternator belts

■ Quick and easy servicing

To save you time and effort, all daily maintenance components are easily accessible through the rear tailgate and right-hand side cover.



Kits and options for every need

■ Get even more from your machine

The standard E26 with 2.5 tonne operating weight and zero tail swing is easy to transport and offers you great stability with enhanced lifting capacity. If needed, we can provide you with even more options for extra comfort and enhanced performance.

Options:

- Boom & dipperstick safety valves ①
- Heated cab
- Deluxe seat
- Steel tracks
- Long dipperstick
- Additional counterweight
- 2nd auxiliary hydraulics
- Auto-idle
- Keyless ignition
- Heavy-duty battery

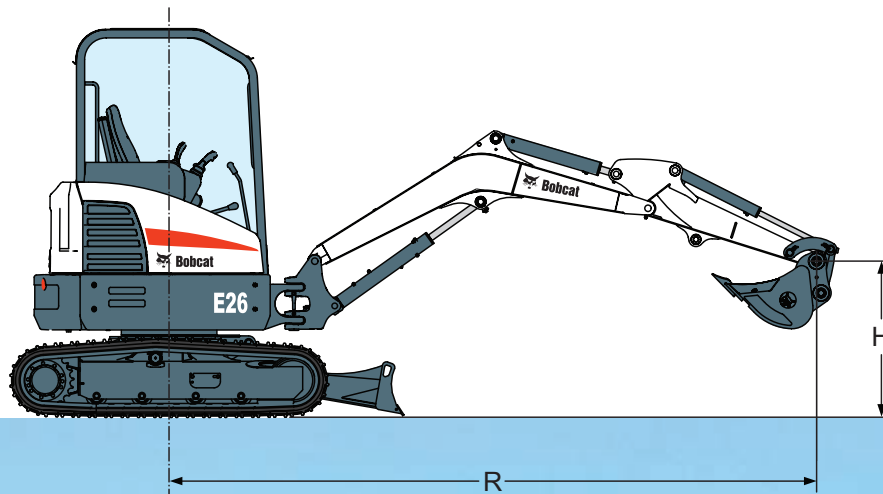


Kits:

- Travel motion alarm
- Special applications (windscreen protection)
- Beacon
- Left and right mirror
- Transparent fuel water separator
- Easy-to-install radio with MP3 player



Lifting capacities



Lifting capacities

STANDARD DIPPERSTICK, STANDARD COUNTERWEIGHT

RATED LIFT CAPACITY OVER BLADE, BLADE DOWN					
Lift point height [H] (mm)	Maximum radius [R] (mm)	Lift at max. radius (kg)	Lift at 2000 mm radius	Lift at 3000 mm radius	Lift at 4000 mm radius
3000	3230	542*		491*	
2000	3840	556*		564*	
1000	4030	595*		782*	596*
Ground	3880	639*	1758*	933*	
-1000	3320	690*	1670*	868*	

RATED LIFT CAPACITY OVER SIDE, BLADE UP					
Lift point height [H] (mm)	Maximum radius [R] (mm)	Lift at max. radius (kg)	Lift at 2000 mm radius	Lift at 3000 mm radius	Lift at 4000 mm radius
3000	3230	335		393	
2000	3840	258		389	
1000	4030	233		364	235
Ground	3880	242	628	348	
-1000	3320	309	665	353	

STANDARD DIPPERSTICK, ADDITIONAL COUNTERWEIGHT

RATED LIFT CAPACITY OVER BLADE, BLADE DOWN					
Lift point height [H] (mm)	Maximum radius [R] (mm)	Lift at max. radius (kg)	Lift at 2000 mm radius	Lift at 3000 mm radius	Lift at 4000 mm radius
3000	3230	544*		499*	
2000	3840	562*		569*	
1000	4030	596*		778*	598*
Ground	3880	642*	1770*	925*	
-1000	3320	694*	1610*	864*	

RATED LIFT CAPACITY OVER SIDE, BLADE UP					
Lift point height [H] (mm)	Maximum radius [R] (mm)	Lift at max. radius (kg)	Lift at 2000 mm radius	Lift at 3000 mm radius	Lift at 4000 mm radius
3000	3230	400		489*	
2000	3840	312		549*	
1000	4030	285		442	290
Ground	3880	299	750	425	
-1000	3320	380	803	433	

LONG DIPPERSTICK, STANDARD COUNTERWEIGHT

RATED LIFT CAPACITY OVER BLADE, BLADE DOWN					
Lift point height [H] (mm)	Maximum radius [R] (mm)	Lift at max. radius (kg)	Lift at 2000 mm radius	Lift at 3000 mm radius	Lift at 4000 mm radius
3000	3570	470*			
2000	4120	483*		447*	473*
1000	4300	522*		683*	539*
Ground	4190	570*	1765*	888*	605*
-1000	3670	630*	1927*	898*	
-2000	2600	656*	1861*		

RATED LIFT CAPACITY OVER SIDE, BLADE UP					
Lift point height [H] (mm)	Maximum radius [R] (mm)	Lift at max. radius (kg)	Lift at 2000 mm radius	Lift at 3000 mm radius	Lift at 4000 mm radius
3000	3570	282			
2000	4120	220		372	235
1000	4300	200		352	227
Ground	4190	209	628	339	222
-1000	3670	259	706	341	
-2000	2600	488	736		

LONG DIPPERSTICK, ADDITIONAL COUNTERWEIGHT

RATED LIFT CAPACITY OVER BLADE, BLADE DOWN					
Lift point height [H] (mm)	Maximum radius [R] (mm)	Lift at max. radius (kg)	Lift at 2000 mm radius	Lift at 3000 mm radius	Lift at 4000 mm radius
3000	3570	472*			
2000	4120	500*		463*	485*
1000	4300	534*		707*	554*
Ground	4190	579*	1794*	903*	611*
-1000	3670	627*	1845*	904*	
-2000	2600	637*	1736*		

RATED LIFT CAPACITY OVER SIDE, BLADE UP					
Lift point height [H] (mm)	Maximum radius [R] (mm)	Lift at max. radius (kg)	Lift at 2000 mm radius	Lift at 3000 mm radius	Lift at 4000 mm radius
3000	3570	338			
2000	4120	272		465*	297
1000	4300	251		443	288
Ground	4190	264	747	431	281
-1000	3670	322	883	430	
-2000	2600	587	1008		

* Rated hydraulic lift capacity

The lifting capacities are based on ISO 10567 and do not exceed 75 % of the static tilt load of the machine or 87 % of the hydraulic lifting capacity of the machine. The lifting capacities include a standard 500 mm bucket (69 kg)

Weights

Operating weight with ROPS canopy, rubber tracks, counterweight, 610 mm bucket (SAE J732):	2565 kg
Additional weight for cab with heating	130 kg
Additional weight for long dipperstick	10 kg
Ground pressure with rubber tracks	25.50 kPa
Additional weight with counter weight	183 kg

Engine

Make / model	Kubota / D1105-E2B-BCZ-2
Fuel	Diesel
Number of cylinders	3
Displacement	1123 cm ³
Maximum power (TECH)	15.5 kW
Maximum net torque at 1400 RPM (SAE J1995)	71.2 Nm

Performance

Digging force, dipperstick (ISO 6015)	15800 N
Digging force, long dipperstick (ISO 6015)	13200 N
Digging force, bucket (ISO 6015)	22200 N
Drawbar pull	30200 N
Travel speed, low range	2.4 km/h
Travel speed, high range	4.6 km/h

Hydraulic System

Pump type	Dual outlet variable displacement piston pump with gear pumps
Piston pump capacity	28.80 L/min
Auxiliary flow	48.00 L/min
Auxiliary relief	180.0 bar

Slew System

Boom swing, left	60°
Boom swing, right	60°
Slew rate	9.6 RPM

Fluid Capacities

Cooling system	4.60 L
Engine lubrication plus oil filter	5.10 L
Fuel reservoir	34.60 L
Hydraulic system	25.00 L

Environmental

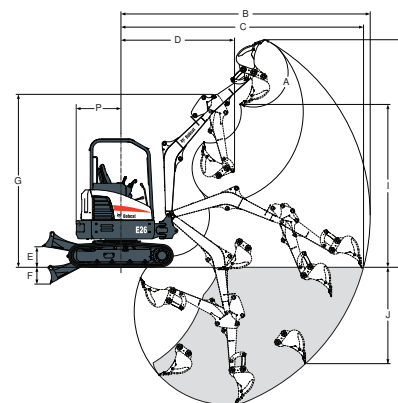
Noise level LpA(EU Directive 2000/14/EC)	77 dB(A)
Noise level LWA(EU Directive 2000/14/EC)	93 dB(A)
Whole body vibration (ISO 2631-1)	0.17 ms ⁻²
Hand-arm vibration (ISO 5349-1)	0.63 ms ⁻²

Standard Features

1515 mm dozer blade	Horn
300 mm rubber tracks	Hydraulic joystick controls
Auto shift travel	Lockable storage compartment
Auxiliary hydraulics with Quick Couplers	Radio/MP3 ready
Blade float feature	Retractable seat belt
Cab light	Suspension seat with high back
Clamp ready	TOPS/ROPS* canopy ¹
Control console locks	Two-speed travel
Cupholder	Work lights (boom and upperstructure)
Engine/hydraulic monitor with shutdown	Warranty: 12 months, 2000 hours (whichever occurs first)
Fingertip auxiliary hydraulic control	

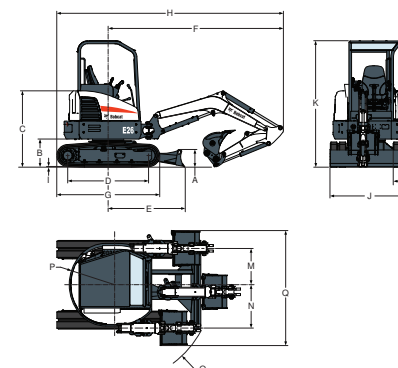
1. Roll Over Protective Structure (ROPS) – Meets requirements of ISO 3471. Tip Over Protective Structure (TOPS) – Meets requirements of ISO 12117.

Working Range



(A)	185°	(G)	3246.0 mm
(B)	4552.0 mm	(H)	4272.0 mm
(C)	4678.0 mm	(H*)	4473.0 mm
(C*)	4850.0 mm	(I)	3057.0 mm
(D)	2132.0 mm	(I*)	3239.0 mm
(D*)	2135.0 mm	(J)	1809.0 mm
(E)	385.0 mm	(K)	2582.0 mm
(F)	315.0 mm	(K*)	2890.0 mm

Dimensions



(A)	330.0 mm	(J)	1515.0 mm
(B)	536.0 mm	(K)	2412.0 mm
(C)	1456.0 mm	(L)	300.0 mm
(D)	1543.0 mm	(M)	614.0 mm
(E)	1462.0 mm	(N)	735.0 mm
(F)	3345.0 mm	(O)	1661.0 mm
(G)	1965.0 mm	(P)	770.0 mm
(H)	4326.0 mm	(Q)	840.0 mm
(H*)	4864.0 mm	(R)	1949.0 mm
(I)	25.0 mm		

Options

Auto idle	AM/FM stereo radio
TOPS/ROPS cab with heater	FOGS kit (Overhead guard)
Long dipperstick	Travel motion alarm
Additional counterweight	Steel tracks
2nd Auxiliary hydraulics	Beacon kit
Deluxe textile suspension seat	Left and right mirror kit
Boom safety valve with overload warning	Additional work light kit
Boom & arm safety valves with overload warning	Fuel filter with transparent water separator

Specifications and design are subject to change without notice. Pictures of Bobcat products may show other than standard equipment.

www.bobcat.eu



Bobcat®

